



# NEW IE SERIES

ENJOY AND FUN

## IE 120

200x125x72 cm

### Major Specification

|                            |                        |
|----------------------------|------------------------|
| Persons                    | 2                      |
| Water capacity             | 0.7CBM                 |
| Empty weight               | 200KG                  |
| Total stainless steel jets | 18                     |
| Jet pump                   | 1 x Double speed/2.0HP |
| Large size LED light       | Standard               |
| Perimeter LED light system | Standard               |
| Fitting with LED light     | Standard               |
| LED waterfall              | Standard               |
| Filtration system          | 2 x paper filter       |
| Ozone                      | Standard               |
| Thermo lock system         | Standard               |
| Stainless steel Frame      | Standard               |
| Maintain Free Cabinet      | PS plastic             |
| Base                       | ABS                    |
| Thermal cover              | Standard               |

### Luxury Options

|                                      |          |
|--------------------------------------|----------|
| Air blower                           | Optional |
| Silent circulation pump              | Optional |
| Extra thick PEF foil insulation 28mm | Optional |
| Luxury jets with back light          | Optional |

### SPA SHELL COLOURS



Midnight  
Opal



Silver White  
Marble



Mayan  
Cooper



Ocean  
Wave



White  
Pearlescent



Gypsum





# NEW IE SERIES

ENJOY AND FUN

## IE 310

200x200x82 cm

### Major Specification

|                            |                        |
|----------------------------|------------------------|
| Persons                    | 6                      |
| Water capacity             | 1.1CBM                 |
| Empty weight               | 259KG                  |
| Total stainless steel jets | 26                     |
| Jet pump                   | 1 x Double speed/3.0HP |
| Large size LED light       | Standard               |
| Perimeter LED light system | Standard               |
| Fitting with LED light     | Standard               |
| LED waterfall              | Standard               |
| Filtration system          | 2 x paper filter       |
| Ozone                      | Standard               |
| Thermo lock system         | Standard               |
| Stainless steel Frame      | Standard               |
| Base                       | ABS                    |
| Thermal cover              | Standard               |

### Luxury Options

|                                      |          |
|--------------------------------------|----------|
| Air blower                           | Optional |
| Silent circulation pump              | Optional |
| Extra thick PEF foil insulation 28mm | Optional |
| Luxury jets with back light          | Optional |

### SPA SHELL COLOURS



Midnight  
Opal



Silver White  
Marble



Mayan  
Cooper



Ocean  
Wave



White  
Pearlescent



Gypsum





# NEW IE SERIES

ENJOY AND FUN

## IE 375-1P

200x200x82 cm

### Major Specification

|                            |                        |
|----------------------------|------------------------|
| Persons                    | 5                      |
| Water capacity             | 1CBM                   |
| Empty weight               | 240KG                  |
| Total stainless steel jets | 30                     |
| Jet pump                   | 1 x Single speed/3.0HP |
| Large size LED light       | Standard               |
| Perimeter LED light system | Standard               |
| Fitting with LED light     | Standard               |
| LED waterfall              | Standard               |
| Filtration system          | 2 x paper filter       |
| Ozone                      | Standard               |
| Thermo lock system         | Standard               |
| Frame                      | Standard               |
| Synthetic cabinet          | Standard               |
| Base                       | ABS                    |
| Thermal cover              | Standard               |

### Luxury Options

|                         |                       |
|-------------------------|-----------------------|
| Air blower              | Included              |
| Silent circulation pump | Included              |
| Control system          | Balboa BP200G1+TP500S |

### SPA SHELL COLOURS



Midnight  
Opal



Silver White  
Marble



Mayan  
Cooper



Ocean  
Wave



White  
Pearlescent



Gypsum







# NEW IE SERIES

ENJOY AND FUN

## IE 375-2P

200x200x82 cm


### Major Specification

|                            |  |
|----------------------------|--|
| Persons                    | 5  |
| Water capacity             | 1CBM   |
| Empty weight               | 250KG  |
| Total stainless steel jets | 44   |
| Jet pump                   | 1 x Single speed/3.0HP +<br>1 x Double speed/3.0HP |
| Large size LED light       | Standard   |
| Perimeter LED light system | Standard   |
| Fitting with LED light     | Standard   |
| LED waterfall              | Standard   |
| Filtration system          | 2 x paper filter                                   |
| Ozone                      | Standard   |
| Thermo lock system         | Standard   |
| Frame                      | Standard   |
| Synthetic cabinet          | Standard   |
| Base                       | ABS  |
| Thermal cover              | Standard   |


### Luxury Options

|   |                                |
|---|--------------------------------|
| Air blower                              | Included                       |
| Silent circulation pump                 | Included                       |
| Control system                          | Balboa BP2100GO<br>+Spa Touch2 |
| Luxury AUX buttons<br>on main seats     | Included                       |
| Ozone mixing system                     | Included                       |
| Extra thick PEF foil<br>insulation 28mm | Included                       |
| Luxury jets with back light             | Included                       |

### SPA SHELL COLOURS



Midnight  
Opal



Silver White  
Marble



Mayan  
Cooper



Ocean  
Wave



White  
Pearlescent



Gypsum





# NEW IE SERIES

ENJOY AND FUN

## IE 575-3P

216x216x92 cm

### Major Specification

|                            |  |
|----------------------------|--|
| Persons                    | 5  |
| Water capacity             | 1.2CBM   |
| Empty weight               | 350KG  |
| Total stainless steel jets | 48   |
| Jet pump                   | 1 x Double speed/3.0HP +<br>1 x Single speed/3.0HP +<br>1 x Single speed/2.0HP |
| Large size LED light       | Standard   |
| Perimeter LED light system | Standard   |
| Fitting with LED light     | Standard   |
| LED waterfall              | Standard   |
| Filtration system          | 2 x paper filter   |
| Ozone                      | Standard   |
| Thermo lock system         | Standard   |
| Stainless steel Frame      | Standard   |
| Maintain Free Cabinet      | PS plastic   |
| Base                       | ABS  |
| Thermal cover              | Standard   |

### Luxury Options

|   |                                |
|---|--------------------------------|
| Air blower                              | Included                       |
| Silent circulation pump                 | Included                       |
| Control system                          | Balboa BP2100G1<br>+Spa touch2 |
| Luxury AUX buttons<br>on main seats     | Included                       |
| Ozone mixing system                     | Included                       |
| Extra thick PEF foil<br>insulation 28mm | Included                       |
| Luxury jets with back light             | Included                       |

### SPA SHELL COLOURS



Midnight  
Opal



Silver White  
Marble




Mayan  
Cooper



Ocean  
Wave



White  
Pearlescent



Gypsum





# NEW IE SERIES

ENJOY AND FUN

## IE 775-3P

230x230x92 cm


### Major Specification

|                            |  |
|----------------------------|--|
| Persons                    | 6  |
| Water capacity             | 1.7CBM   |
| Empty weight               | 400KG  |
| Total stainless steel jets | 74   |
| Jet pump                   | 1 x Double speed/3.0HP +<br>1 x Single speed/3.0HP +<br>1 x Single speed/3.0HP |
| Large size LED light       | Standard   |
| Perimeter LED light system | Standard   |
| Fitting with LED light     | Standard   |
| LED waterfall              | Standard   |
| Filtration system          | 2 x paper filter   |
| Ozone                      | Standard   |
| Thermo lock system         | Standard   |
| Stainless steel Frame      | Standard   |
| Maintain Free Cabinet      | PS plastic   |
| Base                       | ABS  |
| Thermal cover              | Standard   |

### Luxury Options

|   |                                |
|---|--------------------------------|
| Air blower                              | Included                       |
| Silent circulation pump                 | Included                       |
| Control system                          | Balboa BP2100G1<br>+Spa touch2 |
| Luxury AUX buttons<br>on main seats     | Included                       |
| Ozone mixing system                     | Included                       |
| Extra thick PEF foil<br>insulation 28mm | Included                       |
| Luxury jets with back light             | Included                       |

### SPA SHELL COLOURS



Midnight  
Opal



Silver White  
Marble



Mayan  
Cooper



Ocean  
Wave



White  
Pearlescent



Gypsum







# NEW IE SERIES

ENJOY AND FUN

## Cadillac Hydro

305x220x96 cm

### Major Specification

|                            |  |
|----------------------------|--|
| Persons                    | 7  |
| Water capacity             | 3.1CBM   |
| Empty weight               | 510KG  |
| Total stainless steel jets | 79   |
| Jet pump                   | 1 x Double speed/3.0HP +<br>2 x Single speed/3.0HP |
| Large size LED light       | Standard   |
| Perimeter LED light system | Standard   |
| Fitting with LED light     | Standard   |
| LED waterfall              | Standard   |
| Filtration system          | Top load skimmer filter                            |
| Ozone                      | Standard   |
| Thermo lock system         | Standard   |
| Frame                      | Standard   |
| Maintain Free Cabinet      | PS plastic   |
| Base                       | ABS  |
| Thermal cover              | Standard   |

### Luxury Options

|   |                                |
|---|--------------------------------|
| Air blower                              | Included                       |
| Silent circulation pump                 | Included                       |
| Control system                          | Balboa BP2100G1<br>+Spa touch2 |
| Luxury AUX buttons<br>on main seats     | Included                       |
| Ozone mixing system                     | Included                       |
| Extra thick PEF foil<br>insulation 28mm | Included                       |
| Luxury jets with back light             | Included                       |

### SPA SHELL COLOURS



Midnight  
Opal



Silver White  
Marble



Mayan  
Cooper



Ocean  
Wave



White  
Pearllescent



Gypsum

